

QUICK LINKS:

- > [Install app](#)
- > [Open lockbox with app](#)
- > [Event check-in with app](#)



How to Install the SentriKey™ Real Estate App




> [Click here from your Apple device](#)

1. Launch the App Store on your iPhone or iPad.
2. Search for "**SentriKey Real Estate**".
3. Tap SentriKey Real Estate and press "**GET**"
4. When the installation is done, press "**Open**" button, or locate the SentriKey Real Estate app on your iPhone.
5. Once the app has launched, the SentriKey login screen will be displayed
6. Enter your SentriKey ID and Password
SentriKey ID – XXXXX-HBR (HBR 5 digit member# or Matrix MLS#)
Password – (Could be your Matrix MLS password) Call 732-3000 for assistance.
7. Then press "**Log in**"
8. Follow the prompts on your screen



Android



> [Click here from your Android device](#)

1. Launch the Google Play store on your Android device(s).
2. Search for "**SentriKey Real Estate**".
3. Tap SentriKey Real Estate and press "**Install**"
4. When the installation is done, press "**Open**" button, or locate the SentriKey Real Estate app on your Android.
5. Once the app has launched, the SentriKey login screen will be displayed
6. Enter your SentriKey ID and Password
SentriKey ID – XXXXX-HBR (HBR 5 digit member# or Matrix MLS#)
Password – (Could be your Matrix MLS password) Call 732-3000 for assistance.
7. Then press "**Log in**"
8. Follow the prompts on your screen

How to Access a SentiLock Lockbox




Bluetooth Lockboxes (White box)

1. To access the Bluetooth Box, enable Bluetooth on your phone.
2. Launch the SentiKey App and log in
3. At home screen (example on left), push the **“ENT”** button on the lockbox.
4. The app will connect via bluetooth
5. Enter PIN, Touch ID or Facial Recognition.
6. Key door will open

Dark Blue Boxes

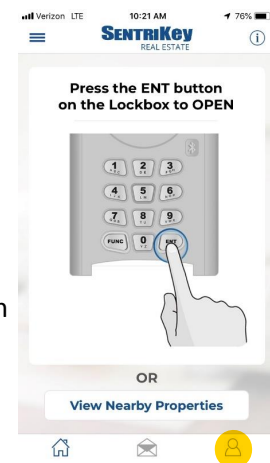
1. To access the lockbox, press **“View Nearby Properties”** button
2. On the next screen, enter serial number located on the lockbox (top or side) in search field and press **“Search”**
3. Enter PIN, Touch ID or Facial Recognition.
4. You will see an access code and directions.
5. Enter access code into the lockbox and push the **“ENT”** button on the lockbox.
6. Key door will open

How to access your SentiKey ID # for Event Check-Ins



iPhone and Android

1. Open the SentiKey App
2. Press the **“👤”** icon, located on the screen:
 - a. iPhone - at the bottom right
 - b. Android - top right
3. Scan barcode (example on left) for check-in



E.g. - Icon location (iPhone)