


## How to Install the SentryKey™ Real Estate App

### iPhone



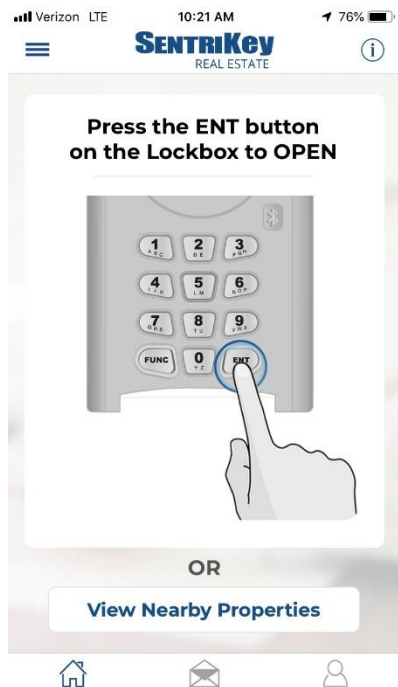
1. Launch the App Store on your iPhone or iPad.
2. Search for “SentryKey Real Estate”.
3. Tap SentryKey Real Estate and press “GET”
4. When the installation is done, press “Open” button, or locate the SentryKey Real Estate app on your iPhone.
5. Once the app has launched, the SentryKey login screen will be displayed
6. Enter your SentryKey ID and Password  
**SentryKey ID** – XXXXX-HBR (HBR 5 digit member# or Matrix MLS#)  
**Password** – (Could be your Matrix MLS password) Call 732-3000 for assistance.
7. Then press “Log in”
8. Follow the prompts on your screen

### Android



1. Launch the Google Play store on your Android device(s).
2. Search for “SentryKey Real Estate”.
3. Tap SentryKey Real Estate and press “Install”
4. When the installation is done, press “Open” button, or locate the SentryKey Real Estate app on your Android.
5. Once the app has launched, the SentryKey login screen will be displayed
6. Enter your SentryKey ID and Password  
**SentryKey ID** – XXXXX-HBR (HBR 5 digit member# or Matrix MLS#)  
**Password** – (Could be your Matrix MLS password) Call 732-3000 for assistance.
7. Then press “Log in”
8. Follow the prompts on your screen

## How to Access a SentiLock Lockbox




### Bluetooth Lockboxes (White box)

1. To access the Bluetooth Box, enable Bluetooth on your phone.
2. Launch the SentiKey App and log in
3. At home screen (example on left), push the “ENT” button on the lockbox.
4. The app will connect via bluetooth
5. Enter PIN, Touch ID or Facial Recognition.
6. Key door will open


### Dark Blue Boxes

1. To access the lockbox, press “View Nearby Properties” button
2. On the next screen, enter serial number located on the lockbox (top or side) in search field and press “Search”
3. Enter PIN, Touch ID or Facial Recognition.
4. You will see an access code and directions.
5. Enter access code into the lockbox and push the “ENT” button on the lockbox.
6. Key door will open

## How to access your SentiKey ID # for Event Check-Ins



### iPhone and Android

1. Open the SentiKey App
2. Press the “” icon, located on the bottom right (iPhone) or top right (Android) of the screen
3. Scan barcode (example on left) for check-in